

Overview - Public Entities Quarterly Reporting

Approved receipts

118.9

94.3%

Approved spending

204.6

71.5%

Surplus/(deficit)

-85.7

- ☐ R billion
- ☒ R million
- ☐ R thousand

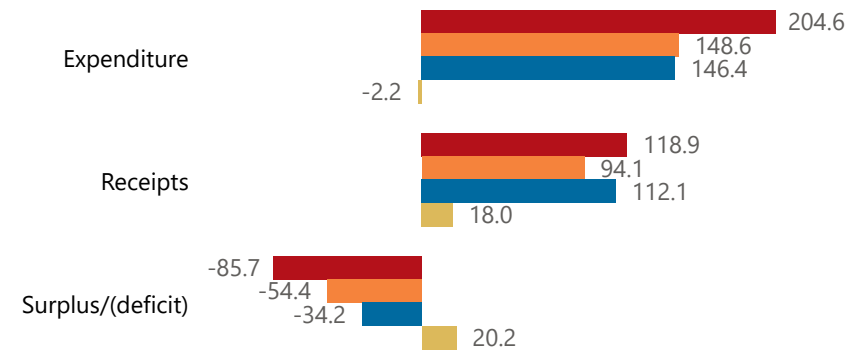


national treasury

Department:
National Treasury
REPUBLIC OF SOUTH AFRICA

Consolidation

● Approved ● Forecast ● YTD ● Variance



Composition of receipts



Quarter

3

Cluster

Education and related

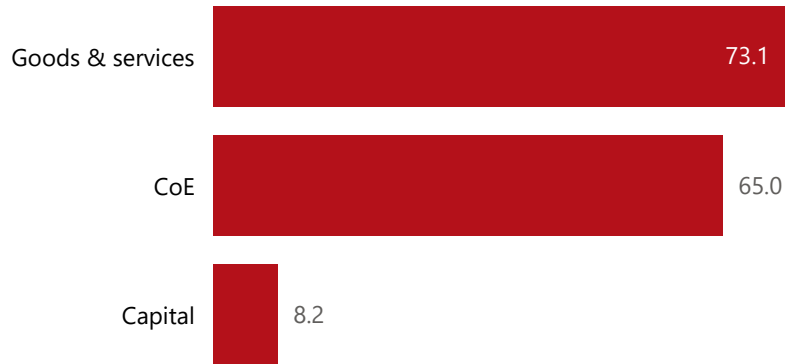
Department

Sport, Arts and Culture

Entity

Iziko Museums of Cape Town

Composition of spending



Functional grouping



Spending by PFMA schedule



Public Entities Receipts

Approved sales of G&S

16.1

63.3%

Approved transfers

102.8

99.2%



national treasury

Department:
National Treasury
REPUBLIC OF SOUTH AFRICA

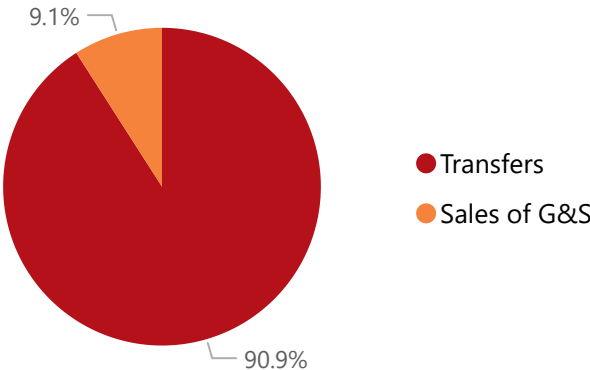
- ☐ R billion
- ☒ R million
- ☐ R thousand

Actual vs Forecast

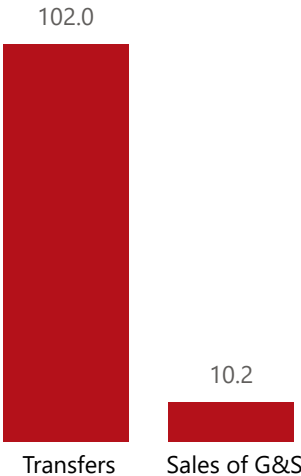
● Approved ● Forecast ● YTD ● Variance



Composition of receipts



Top receipts items



Quarter

3

Cluster

Education and related

Department

Sport, Arts and Culture

Entity

Iziko Museums of Cape Town

Top 5 Transfers



Departme...
transfers

Receipts

Level 3	Approved	YTD	% YTD
Transfers	102.8	102.0	90.9%
Sales of G&S	16.1	10.2	9.1%
Total	118.9	112.1	100.0%

Public Entities Spending

Approved CoE

89.8

72.4%

Approved G&S

110.4

66.2%

Approved transfers

(Blank)

(Blank)

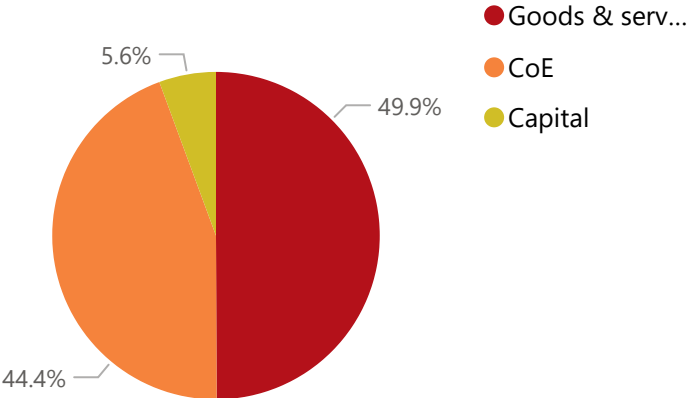
- ☐ R billion
- ☒ R million
- ☐ R thousand

Actual vs Forecast

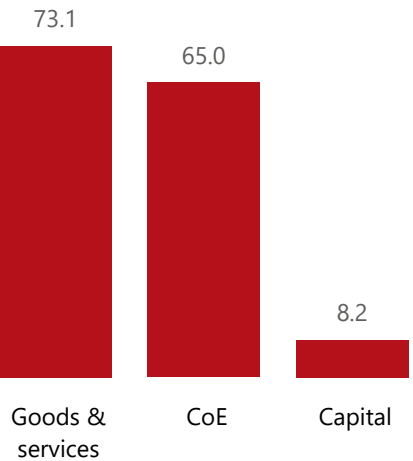
Approved Forecast YTD Variance



Composition of spending

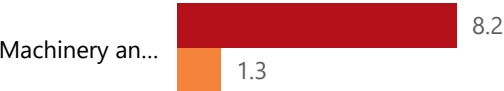


Top spending items



Capital assets

YTD Forecast



Spending

Level 3	Approved	YTD	% YTD
Goods & services	110.4	73.1	49.9%
CoE	89.8	65.0	44.4%
Capital	4.4	8.2	5.6%
Total	204.6	146.4	100.0%

Quarter

3

Cluster

Education and related

Department

Sport, Arts and Culture

Entity

Iziko Museums of Cape Town